

## Неопределённый артикль (a/an)

- Неопределённый артикль **a** ставится перед существительными, которые начинаются с **согласного** звука (b, c, d, f, g, h, j, k, l, m, n, p, q, r, s, t, v, w, x, y, z).  
**a balloon      a horse      a kite**
- Неопределённый артикль **an** ставится перед существительными, которые начинаются с **гласного** звука (a, e, i, o, u).  
**an egg      an aeroplane      an umbrella**

## Глагол to be в утвердительных предложениях

УТВЕРЖДЕНИЕ	
Полная форма	Краткая форма
I am	I'm
you are	you're
he is/she is/it is	he's/she's/it's
we are/you are/they are	we're/you're/they're

- В письменной английской речи обычно используется **полная форма** глагола **to be**. *They are from Poland and they are seventeen years old.*
- В разговорной и неформальной письменной английской речи используется **краткая форма** глагола **to be**.  
A: *What's your name?*  
B: *My name's Marco and I'm from Italy.*

## Глагол to be в отрицательных и вопросительных предложениях

ОТРИЦАНИЕ		ВОПРОС
Полная форма	Краткая форма	
I am not	I'm not	Am I?
you are not	you aren't	Are you?
he, she, it - is not	he, she, it isn't	Is he, she, it?
we, you, they - are not	we, you, they aren't	Are we, you, they?

- В кратких ответах используется **Yes** или **No**, личное местоимение и соответствующая форма глагола **to be**.
- В кратких утвердительных ответах используется **полная форма** глагола **to be**. *Are you a teacher? Yes, I am.* (Неправильно: *Yes, I'm.*)
- В кратких отрицательных ответах используется **краткая форма** глагола **to be**.  
*Are you French? No, I'm not.* (Неправильно: *No, I am not.*)

## Личные местоимения

ЕДИНСТВЕННОЕ ЧИСЛО	МНОЖЕСТВЕННОЕ ЧИСЛО
I	we
you	you
he	
she	they
it	

- |      |          |   |
|------|----------|---|
| I    | (я)      | всегда пишется с большой буквы                      |
| you  | (ты, вы) | одна форма для единственного и множественного числа |
| he   | (он)     | о мужчине или мальчике                              |
| she  | (она)    | о женщине или девушке                               |
| it   | (он/оно) | о животном или предмете                             |
| we   | (мы)     | о нас (людях)                                       |
| they | (они)    | о людях, животных или вещах                         |

## Притяжательные местоимения

<b>ПРИТЯЖАТЕЛЬНЫЕ МЕСТОИМЕНИЯ</b>	my/your/his/her/its/our/your/their
<b>АБСОЛЮТНАЯ ФОРМА ПРИТЯЖАТЕЛЬНЫХ МЕСТОИМЕНИЙ</b>	mine/yours/his/hers/-/ours/yours/theirs

- Притяжательные местоимения означают:
  - что что-то принадлежит кому-то. *This is my camera.* (Это **мой** фотоаппарат.)
  - отношения между двумя или более лицами. *She is our sister.* (Она **наша** сестра.)
- Притяжательные местоимения ставятся **перед** существительными. *He is my brother.*
- Местоимение **your** используется для обозначения второго лица в единственном и множественном числе.
- В составном именном сказуемом используется абсолютная форма притяжательного местоимения. *This book is mine.* (Эта книга **моя**.)

## Глагольная конструкция have got

УТВЕРЖДЕНИЕ	ОТРИЦАНИЕ	
	Полная форма	Краткая форма
I have/'ve got	I have not got	I haven't got
you have/'ve got	you have not got	you haven't got
he	he	he
she has/'s got	she has not got	she hasn't got
it	it	it
we	we	we
you have/'ve got	you have not got	you haven't got
they	they	they

ВОПРОС	КРАТКИЕ ОТВЕТЫ
Have I got?	Yes, I have./No, I haven't.
Have you got?	Yes, you have./No, you haven't.
Has he/she/it got?	Yes, he/she/it has./No, he/she/it hasn't.
Have we/you/they got?	Yes, we/you/they have./No, we/you/they haven't.


- В отрицательных предложениях форма 3-го лица единственного числа образуется при помощи **has not/hasn't**.
- В отрицательных предложениях другие формы грамматического лица образуются при помощи **have not/haven't**.
- Вопросительные предложения, в которых глагол стоит в форме 3-го лица единственного числа, образуются так: **has + подлежащее (существительное или личное местоимение) + got**.
- Вопросительные предложения, в которых глагол стоит в других грамматических лицах, образуются так: **have + подлежащее (существительное или личное местоимение) + got**.

### Употребление

- Глагольная конструкция **have got** используется:
  - для того чтобы показать, что что-то принадлежит кому-то. *He has got a computer and a bike.* (У него **есть** компьютер и велосипед.)
  - для описания людей, животных или предметов. *Lucy has got short brown hair and brown eyes.* (У Люси короткие каштановые волосы и карие глаза.) *His dog has got a very short tail.* (У его собаки очень короткий хвост.)
  - чтобы говорить о родственниках. *I have got two brothers.* (У меня **[есть]** два брата.)
- В кратких ответах используется **have/haven't/has/hasn't**.

## A/An

1 Complete with a or an.



2 Complete the email with am, is, or are.

To: Jim  
From: Rachel  
Subject: Hi!

Hi Jim,  
My name **1**) ..... Rachel. I **2**) .....  
from Manchester, England. I **3**) ..... 17  
years old and I **4**) ..... at secondary school.  
The teachers **5**) ..... very nice at school  
and the Art teacher **6**) ..... my  
favourite. Art and ICT **7**) .....  
my favourite subjects.  
My best friends **8**) ..... Mandy  
and Shelley. They **9**) ..... in my  
class. They **10**) ..... good at  
Maths and History. Mandy  
**11**) ..... 13 and Shelley  
**12**) ..... 14.  
What about you?  
Write soon,  
Rachel

3 Complete the sentences. Use am, is/'s, isn't, are/'re, aren't.

- A: ..... you a student?  
B: Yes, I .....
- A: ..... Julia from England?  
B: No, she ..... She ..... from Chile.
- A: ..... the boys Mexican?  
B: No, they ..... They ..... from Spain.
- A: ..... Maths your favourite subject?  
B: No, it ..... My favourite subject  
..... History.
- A: ..... Arthur and Maria thirteen years old?  
B: No, they ..... They ..... fourteen.

4 Read the dialogue and underline the correct words.

Sue: Hi, I **1**) 'm/'s Sue. I **2**) 'm/'re from Ireland.  
Nick: And I **3**) 's/'m Nick. I **4**) 're/'m Irish, too.  
David: Nice to meet you! I **5**) 's/'m David.  
Sue: **6**) Is/Are you from Italy?  
David: No, I **7**) 'm not/isn't Italian. I **8**) 's/'m from  
Krakow. I **9**) 'm/'re Polish.  
Nick: **10**) Is/Are you a new student in this school?  
David: Yes, I **11**) am/are. And you? **12**) Are/Is you new  
here, too?  
Sue: No, we **13**) isn't/aren't. It **14**) 's/'re our  
second year here.

## Subject Pronouns/Possessive Adjectives/Possessive Pronouns

5 Underline the correct word.

- I/My sister isn't an actress. She/Her is an architect. These books are her/hers.
- Lucia is from Argentina. She/Her is fifteen years old. She/Her favourite singer is Lady Gaga.
- The waiters aren't from Peru. They/Their are from Brazil.
- We/Our are Spanish. We/Our favourite actor is Gael García Bernal. He/His is great.
- Andrew's from Italy. He/His is sixteen years old. He/His favourite sport is tennis. This ball is he/his.
- Peter and Lucy are fourteen years old. They/Their are from England. They/Their favourite subject is Science. These books are theirs/their.

## The verb have got

6 Fill in: has or have, then answer the questions.

- Has Simon got brown eyes? (7 / blue eyes)  
No, he hasn't. He's got blue eyes.
- ..... the boys got blue eyes? (3)  
.....
- ..... Jane and Clare got short dark hair? (7 / long blonde hair) .....  
.....
- ..... Mr Parker got a moustache? (3)  
.....
- ..... Anna got long red hair?  
(7 / short brown hair) .....  
.....

## Степени сравнения прилагательных

	ПРИЛАГА- ТЕЛЬНОЕ	СРАВНИТЕЛЬНАЯ СТЕПЕНЬ	ПРЕВОСХОДНАЯ СТЕПЕНЬ
one-/two- syllable adjectives	short big nice	shorter (than) bigger (than) nicer (than)	the shortest the biggest the nicest
-y adjectives	easy	easier (than)	the easiest
more than two-syllable adjectives	successful	more successful (than)	the most successful
irregular adjectives	good bad much/many	better (than) worse (than) more (than)	the best the worst the most

### Формы прилагательных в сравнительной и превосходной степени

- К односложным прилагательным добавляется **-(e)r** для образования сравнительной степени и **-(e)st** для образования превосходной степени.  
*cold – colder (than) – the coldest* (холодный – холоднее (чем) – самый холодный)  
*fast – faster (than) – the fastest* (быстрый – быстрее (чем) – самый быстрый)
- У прилагательных, состоящих из двух или более слогов сравнительная и превосходная степени образуются при помощи **more (более)/most (самый)**:  
*beautiful – more beautiful (than) – the most beautiful*  
*difficult – more difficult (than) – the most difficult*
- Некоторые **двусложные прилагательные**, такие, как **friendly, clever** и др. образуют сравнительную и превосходную степени сравнения как с **-er/-est**, так и при помощи **more/most**:  
*clever – cleverer (than) – the cleverest* или  
*clever – more clever (than) – the most clever*
- Некоторые прилагательные полностью меняют свою форму в сравнительной и превосходной степенях:  
*good – better (than) – the best*  
(хороший – лучше (чем) – самый лучший)

### Правила правописания

- У **односложных** прилагательных, оканчивающихся на **-e**, добавляется только **-r** в сравнительной и **-st** в превосходной степенях:  
*nice – nicer (than) – the nicest*
- У односложных прилагательных, оканчивающихся на **гласную + согласную**, эта согласная удваивается:  
*big – bigger (than) – the biggest*
- У прилагательных, оканчивающихся на **согласную + y, -y** заменяется на **-i** и добавляется окончание **-er/-est**:  
*easy – easier (than) – the easiest*

### Употребление

- Сравнительная степень** используется для сравнения двух людей, животных, предметов, мест и т. д. В этих случаях обычно используется **than**.  
*John is taller than Nick.* (Джон выше, чем Ник.)  
*Football is more difficult than basketball.* (Футбол – более трудная игра, чем баскетбол.)
- Превосходная степень** указывает на высшую степень качества у того или иного лица или предмета в группе подобных. Для выражения превосходной степени используется **the ... of/in**.  
*Ben is the tallest student of all.* (Бен – самый высокий студент из всех.)

*Russia is the biggest country in the world.* (Россия – крупнейшая страна в мире.)

## Глагол **can** (мочь, уметь)

Глагол **can** обозначает возможность, способность, умение делать что-либо. Глагол **can** не изменяется по лицам и числам и за ним всегда следует смысловой глагол без частицы **to**. Отрицательная форма глагола **can – cannot** или **can't**.

<b>УТВЕРЖДЕНИЕ</b>	I/you/he/etc. can dance.
<b>ОТРИЦАНИЕ</b>	I/you/he/etc. cannot/can't dance.
<b>ВОПРОС</b>	Can I/you/he/etc. dance?
<b>КРАТКИЕ ОТВЕТЫ</b>	Yes, I/you/he/etc. can. No, I/you/he/etc. can't.

## Вопросительные слова

- Who (Кто?)**, когда спрашивается о людях.  
A: *Who are you?*  
B: *I'm Bob.*
- What (Что?)**, когда спрашивается о предметах.  
A: *What is it?*  
B: *It's a book.*
- Where (Где? Куда?)**, когда спрашивается о месте.  
A: *Where is Michelle from?*  
B: *She's from France.*
- How old (Сколько лет?)**, когда спрашивается о возрасте.  
A: *How old is Kate?*  
B: *She's twelve years old.*
- Which (Какой?)** для вопроса о двух и более предметах, между которыми нужно сделать выбор.  
A: *Which is your favourite colour, blue or red?*  
B: *Blue.*

## Comparatives/Superlatives

✓ 7 Use the adjectives in the comparative or the superlative form.

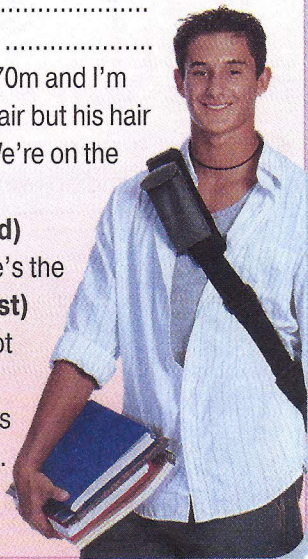
- Rugby is .....  
(dangerous) than American football.
- Tony is .....  
(tall) of the three players.
- A football team has .....  
(many) players than a basketball team.
- Tennis is .....  
(tough) than golf.
- I think Lionel Messi is .....  
(good) footballer in the world.
- To me tennis is .....  
(difficult) sport to learn.
- Swimming is .....  
(easy) than canoeing.
- Wembley is .....  
(big) football stadium in England.
- Tennis is .....  
(expensive) than football.
- David Beckham is one of .....  
(popular) footballers in the world.

8 Fill in the comparative or superlative form of the adjectives in brackets.

- 1 Cristiano Ronaldo is ..... (tall) than Lionel Messi.
- 2 Michael Phelps is ..... (fast) swimmer in the world.
- 3 Serena Williams is ..... (strong) than her sister, Venus.
- 4 Golfer Tiger Woods is ..... (rich) than tennis player Roger Federer.
- 5 Yelena Isinbayeva is ..... (good) female pole vaulter of all.
- 6 Grzegorz Lato is ..... (successful) Polish footballer of all time.

9 Read about Tom's friend, Joe, and fill in the gaps with the adjectives in the comparative or the superlative form.

This is my friend Joe. He is in his early twenties like me, but he is six months **1** ..... **(old)** than me. Joe is much **2** ..... **(short)** than me. He's only 1.70m and I'm 1.98m! We've both got wavy hair but his hair is **3** ..... **(long)**. We're on the same swimming team. He's a **4** ..... **(good)** swimmer than me. Actually, he's the **5** ..... **(fast)** swimmer on the team. He's got **6** ..... **(many)** medals than anyone else. He is the **7** ..... **(successful)** athlete on the team.



10 Use What's or Who's and the adjectives in brackets in the superlative to complete the questions. Then ask and answer in pairs.

- 1 **Who's the thinnest** (thin) student in your class?  
It's .....
- 2 ..... (difficult) subject at school?  
It's .....
- 3 ..... (easy) sport to play?  
It's .....
- 4 ..... (famous) athlete in the world?  
It's .....
- 5 ..... (popular) sport in the world?  
It's .....

## Can

11 Look at the table and fill in: can or can't.

	Jane	Chris	Kirsty
dance	✓	X	✓
swim	✓	✓	X
cook	X	✓	✓
sing	✓	X	✓
dive	X	✓	X

- 1 Jane ..... dance, but she ..... cook.
- 2 Jane and Kirsty ..... sing, but they ..... dive.
- 3 Chris ..... dance, but he ..... swim.
- 4 Kirsty ..... sing and dance, but she ..... swim.
- 5 Chris and Kirsty ..... cook, but Jane .....

## Question words

12 Complete the questions to the answers below.

- 1 A: ..... is your name?  
B: My name is Juan.
- 2 A: ..... are you?  
B: I'm sixteen years old.
- 3 A: ..... are Kate and Jenny?  
B: They're at school.
- 4 A: ..... is your favourite sport, tennis or basketball?  
B: My favourite sport is tennis.
- 5 A: ..... is she?  
B: She's my sister, Tonia.

13 Look at the notes. Then complete the questions and answers.

Name: Vicky  
Age: 17  
Country: Russia  
Favourite Subject: Music



- 1 A: ..... is she?  
B: She .....
- 2 A: ..... old is she?  
B: She .....
- 3 A: ..... is she from?  
B: She .....
- 4 A: ..... is her favourite subject?  
B: It .....

## Конструкция *There is/There are; A/An – Some/Any*

- Конструкция **there is (there's)/there are** употребляется для сообщения о наличии в данном месте какого-то лица или предмета.  
*There is a television in the room.* (В комнате [есть] телевизор.)  
*There are four oranges on the table.* (На столе [есть (лежат)] четыре апельсина.)
- **There are** не имеет краткой формы.
- **There is** используется для перечисления отдельных предметов.  
*There's a melon, a watermelon and a carton of eggs on the table.* (Неправильно: *There are a melon, a watermelon and a carton of eggs on the table.*)

	ЕД. ЧИСЛО	МН. ЧИСЛО
<b>УТВЕРЖДЕНИЕ</b>	There's a clothes shop in my neighbourhood.	There are some shops in my neighbourhood.
<b>ОТРИЦАНИЕ</b>	There isn't a baker's.	There aren't any supermarkets.
<b>ВОПРОС</b>	Is there a toy shop?	Are there any theatres?

КРАТКИЕ ОТВЕТЫ	
Is there ...?	Yes, there is. No, there isn't.
Are there ...?	Yes, there are. No, there aren't.

- Неопределённый артикль **a/an** используется в утвердительных, отрицательных и вопросительных предложениях перед существительными в единственном числе.  
*There's a melon. There isn't a watermelon. Is there an apple?* (Есть дыня. Нет арбуза. Яблоко есть?)
- **Some** используется в утвердительных предложениях перед существительными во множественном числе.  
*There are some apples in the bowl.* (В миске есть яблоки.)
- **Any** используется в отрицательных и вопросительных предложениях перед существительными во множественном числе.  
*There aren't any berries. Are there any vegetables?* (Ягод нет. Есть ли овощи?)

## Множественное число существительных

- Большинство исчисляемых существительных образуют форму множественного числа путём добавления **-s**: *book – books*
- К существительным, оканчивающимся на **-s, -ss, -ch, -x**, или **-sh** во множественном числе добавляется **-es**:  
*bus – buses, dress – dresses, church – churches, fox – foxes, brush – brushes*
- У некоторых существительных, оканчивающихся на **-f/-fe**, во множественном числе **-f/-fe** заменяются на **-v** и добавляется **-es**: *wolf – wolves, wife – wives*. **НО**: *roof – roofs*
- У существительных, оканчивающихся на согласную + **y**, во множественном числе **-y** заменяется на **-i** и добавляется **-es**:  
*raspberry – raspberries, baby – babies*
- К существительным, оканчивающимся на гласную + **y**, добавляется **-s**: *boy – boys, toy – toys*
- У некоторых существительных, оканчивающихся на **-o**, во множественном числе добавляется **-es**: *potato – potatoes*. **НО**: *radio – radios, piano – pianos, photo – photos, video – videos, rhino – rhinos, hippo – hippos*

## Особые формы множественного числа

ЕД. ЧИСЛО	МН. ЧИСЛО	ЕД. ЧИСЛО	МН. ЧИСЛО
man	men	foot	feet
woman	women	tooth	teeth
child	children	mouse	mice
person	people		

## Указательные местоимения *this/these – that/those*

- **This/these** используются, когда люди, животные или предметы находятся рядом с нами:



*This is a table.*




*These are CDs.*

- **That/those** используются, когда люди, животные или предметы находятся далеко от нас:



*That is a lamp.*



*Those are books.*

## There is - There are - A/An - Some - Any

- 1 Fill in: Is there or Are there. Look at the pictures and answer the questions.



- 1 A: Is there a coffee table in the living room?  
B: Yes, there is.
- 2 A: ..... a sofa in the living room?  
B: .....
- 3 A: ..... any cushions on the sofa?  
B: .....
- 4 A: ..... any chairs in the living room?  
B: .....
- 5 A: ..... any curtains at the windows?  
B: .....
- 6 A: ..... a mirror in the living room?  
B: .....

## 2 Choose the correct word.

- 1 There are some/an/any chairs in the kitchen.
- 2 There is a/an/some mirror in the bathroom.
- 3 There are any/a/some books on the desk.
- 4 There is some/an/any armchair in the living room.
- 5 There aren't some/an/any cupboards in the bedroom.
- 6 There isn't some/a/any window in the kitchen.

## Plurals

### 3 Rewrite in the plural.



1 It is a bus.




They are buses.



2 It is a glass.




.....



3 It is a leaf.



.....



4 He is a student.




.....




5 He is a man.



.....



6 It is a tomato.




.....

## This/These - That/Those


### 4 Complete the sentences, as in the example.



1 That is a clock and this is an iron.



2 ..... are knives and ..... are forks.



3 ..... is a woman and ..... are girls.



4 ..... are pillows and ..... is a bed.



5 ..... is a toaster and ..... are cups.

### 5 Write the sentences in the plural, as in the example.

- |                     |                  |
|---------------------|------------------|
| 1 This is a bus.    | These are buses. |
| 2 That is a mouse.  | .....            |
| 3 This is a brush.  | .....            |
| 4 That is a chair.  | .....            |
| 5 This is a box.    | .....            |
| 6 This is a desk.   | .....            |
| 7 That is a poster. | .....            |
| 8 This is a sofa.   | .....            |

## Повелительное наклонение

- Повелительное наклонение образуется при помощи неопределённой формы глагола без частицы **to** и без подлежащего: **Stand up!** (Встань!)
- Отрицательная форма повелительного наклонения образуется при помощи **do not/don't** и неопределённой формы глагола без частицы **to**: **Don't speak.** (Не говори.)

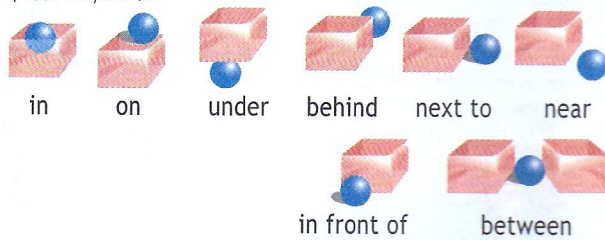
### Употребление

Повелительное наклонение используется для:

- приказов: **Stop that man!** (Остановите этого человека!)
- указаний: **Open the box first.** (Сначала откройте коробку.)

## Предлоги места

Предлоги места помогают определить местонахождение предмета/лица.



## Неопределённый артикль *a/an* – Определённый артикль *the*

- **A/an** употребляется перед исчисляемыми существительными в единственном числе, когда предмет/лицо упоминается впервые, а также в значении «один»:  
**There is an orange on the table.** (На столе апельсин.)  
**There is a poster on the wall.** (На стене плакат.)
- **A** употребляется перед существительными, которые начинаются с **согласного** звука (b, c, d, f и т. д.): **a vase**
- **An** употребляется перед существительными, которые начинаются с **гласного** звука (a, e, i, o, u): **an animal**
- **The** употребляется, когда речь идёт об определённом, уже известном предмете или лице. **There is a book on the desk.**  
**The book is red.** (Which book? The book on the table.)

**The** не используется:

- перед именами собственными: **Alice is here.**
- с указательными местоимениями **this/that/these/ those**:  
**That house has got a garden.**
- с притяжательными местоимениями: **This is his book.**
- перед названиями стран (**Portugal**), городов (**Paris**), гор (**Everest**), островов (**Rhodes**), озёр (**Lake Baikal**) и континентов (**Europe**).
- перед названиями видов спорта: **Football is my favourite sport.**

### Произношение

- **The** произносится как /ðə/ перед словами, которые начинаются с согласного звука: **the table**
- **The** произносится как /ði/ перед словами, которые начинаются с гласного звука: **the iron**

## Прилагательные

**Имена прилагательные** обозначают признак предмета и не изменяются по числам:

**a beautiful house – beautiful houses**

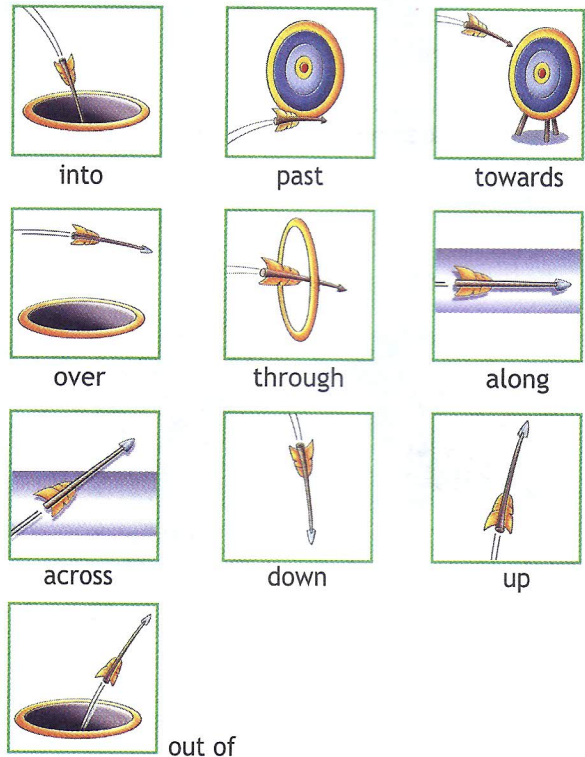
**Имена прилагательные** ставятся перед именами существительными: **He is a tall boy.** (Он высокий мальчик.) Они также самостоятельно могут употребляться после глагола **to be**: **The boy is tall.** (Мальчик высокий.)

## Предлоги движения

### Употребление

Предлоги движения (**up, down, along, across, into, out of, over, under, through, past**) используются для того, чтобы показать направление, в котором кто-то или что-то движется:

**Walk past the library. Then turn into High Street.**



**Примечание:** **by + car/bus/train/taxi/plane/boat.** **HO: on foot**

**By** не употребляется при наличии артикля (**a/an/the**) или притяжательного местоимения (**my, your** и т. д.) перед названием транспортного средства: **on the plane** (Неправильно: **by the plane**) **in his car** (Неправильно: **by his car**)

## The Imperative

6 Look at the signs and write sentences.

1 turn right (X)  
Don't turn right.



2 go straight on (✓)  
.....



3 cross the road (X)  
.....



4 turn left (✓)  
.....



5 park here (X)  
.....



## Prepositions of Place

7 Look at the picture and complete the email with the correct prepositions.

To: Carla  
From: Paula  
Subject: Our living room



Hi, Carla,  
This is the living room in our new house. It's really big. There is a long sofa **1)** ..... the living room. There are some cushions **2)** ..... the sofa and there is a wooden coffee table **3)** ..... it. There is a carpet **4)** ..... the coffee table. There is a large window **5)** ..... the sofa. The sofa is **6)** ..... two tables. There are lamps **7)** ..... the tables and there is a picture **8)** ..... the wall, **9)** ..... the window. There are also two armchairs **10)** ..... the room. Do come to our new house this weekend!  
Love,  
Paula

## Adjectives

8 Put the words in the correct order.

- 1 bedroom / Jane's / small / is
- 2 got / has / house / our / garden / big / a
- 3 busy / school / is / street / on / their / a
- 4 favourite / book / my / is / this
- 5 town / has / a / modern / our / sports centre / got
- 6 is / table / the / a / there / large / dining room / in?

## A/An - The

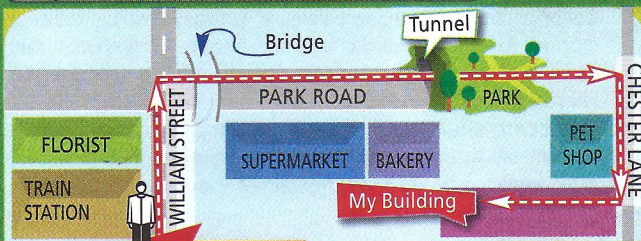
9 Fill in a/an, the or - .

- 1 Their favourite sport is ..... tennis.
- 2 Is there ..... dishwasher in ..... kitchen?
- 3 There's ..... baker's next to my house. There's ..... butcher's opposite ..... baker's.
- 4 This ..... notebook is blue and that ..... notebook is green.
- 5 I have got ..... bike. .... bike is red.
- 6 There are ..... pencils on my desk. .... pencils are next to ..... my books.
- 7 I've got .... armchair in .... my room. .... armchair is brown.
- 8 This .... book is .... Tom's. It's .... his book.
- 9 .... Paris is .... beautiful city. It's .... most beautiful city in .... Europe.
- 10 Can you play ..... basketball?
- 11 "Is there .... estate agent's near here?" "Yes, there's one in .... Queen Street."
- 12 There is .... fast food restaurant next to .... cinema. .... burgers there are very good.

## Prepositions of Movement

10 Look at the map and complete Matt's email to Ben with: into, past, over, along, through, out of, up and across.

To: Ben  
From: Matt  
Subject: Directions to my house



Hi, Ben,  
This is how you can come to my house. Come **1)** ..... the train station and turn left. Walk **2)** ..... William Street until the florist's. Turn right into Park Road and go **3)** ..... the little bridge. Walk **4)** ..... the supermarket. There is a tunnel after the bakery. Go **5)** ..... the tunnel and walk **6)** ..... the park. Turn right into Chester Lane. My building is next to the pet shop. Go **7)** ..... the building and go **8)** ..... the stairs to the second floor and my door is on the left.  
See you there,  
Matt

## Present simple (Настоящее простое время)

УТВЕРЖДЕНИЕ			
I	}	work	we
you			
he	}	works	they
she			
it			

- В утвердительных предложениях форма 3-го лица единственного числа образуется путём добавления **-s** к смысловому глаголу.

ОТРИЦАНИЕ			
Полная форма		Краткая форма	
I	}	do not work	I
you			
he	}	does not work	he
she			
it			
we	}	do not work	we
you			
they			

- Отрицательные предложения, в которых глагол стоит в форме 3-го лица единственного числа, образуются так: вспомогательный глагол **does not/doesn't** + **смысловый глагол без окончания -s**.
- Отрицательные предложения, в которых глагол стоит в других грамматических лицах, образуются так: вспомогательный глагол **do not/don't** + **смысловый глагол**.

ВОПРОС		КРАТКИЕ ОТВЕТЫ	
Do	}	work ...?	Yes, I/you do. No, I/you don't.
I			
Does	}	work ...?	Yes, he/she/it does. No, he/she/it doesn't.
he			
Do	}	work ...?	Yes, we/you/they do. No, we/you/they don't.
we			

- Вопросительные предложения, в которых глагол стоит в форме 3-го лица единственного числа, образуются так: вспомогательный глагол **does** + **подлежащее** + **основной глагол без окончания -s**.
- Вопросительные предложения, в которых глагол стоит в других грамматических лицах, образуются так: вспомогательный глагол **do** + **подлежащее** + **основной глагол**.

### Употребление

**Present simple** используется, когда речь идёт о:

- постоянных действиях: — **She lives in London.** (Она живёт в Лондоне.)
- повторяющихся действиях: — **He plays football on Sundays.** (Он играет в футбол по воскресеньям.)
- повседневных действиях: — **We watch TV every evening.** (Мы смотрим телевизор каждый вечер.)

Указатели времени (сигналы), употребляемые с **present simple**: every hour/day/week/month/и т. д., usually, always, и т. д.

### Правила правописания (3-е лицо единственного числа)

- К большинству глаголов в 3-м лице единственного числа добавляется **-s**: **I talk – he talks**      **I hate – he hates**
- К глаголам, оканчивающимся на **-ss, -sh, -ch, -x** и **-o**, добавляется **-es**:

*I pass – he passes*      *I fix – he fixes*  
*I brush – he brushes*      *I go – he goes*  
*I watch – he watches*

- У глаголов, оканчивающихся на согласную + **y, -y** заменяется на **-i** и добавляется **-es**: **I cry – he cries**
- К глаголам, оканчивающимся на гласную + **y**, добавляется **-s**: **I play – he plays**

## Предлоги времени

Предлоги времени используются для того, чтобы сказать, когда происходит действие.

Предлог **at** используется для указания на:

- время: **at 5 o'clock, at 9:30** и т. д.
- праздники: **at Easter, at New Year's** и т. д.
- время суток или недели в следующих выражениях: **at night, at noon, at midnight, at dawn, at the weekend** и т. д.

Предлог **on** используется для указания на:

- дни недели: **on Monday, on Tuesday** и т. д.
- даты: **on 6th July** и т. д.
- дни или время суток в следующих выражениях: **on weekdays, on Monday morning(s)** и т. д.

Предлог **in** используется для указания на:

- месяцы: **in March, in August** и т. д.
- времена года: **in (the) winter, in (the) summer** и т. д.
- год: **in 2020, in 2035** и т. д.
- периоды времени в следующих выражениях: **in the morning/afternoon/evening, in an hour, in a minute, in a week/few days/month/year** и т. д.

## Наречия частотности

- Наречия частотности показывают, как часто что-то происходит. К ним относятся:

always – всегда (100%)	sometimes – иногда (25%)
usually – обычно (75%)	rarely/seldom – редко/эпизодически (10%)
	often – часто (50%)
	never – никогда (0%)

- Наречия частотности ставятся в предложении перед смысловым глаголом после вспомогательного глагола и глагола **to be**.

**We are never late for school in the morning. He always drinks a glass of milk at bedtime. He is usually late for work. Do you often go to the park with your friends? I sometimes read newspapers. They rarely/seldom wake up early on Saturdays.**

## Present Simple

### 1 Fill in the third-person singular.

- |                        |                      |
|------------------------|----------------------|
| 1 I send - he .....    | 4 I live - he .....  |
| 2 I play - she .....   | 5 I study - he ..... |
| 3 I listen - she ..... | 6 I do - she .....   |

### 2 Put the verbs in brackets into the present simple.

- A: ..... (you/have) a music lesson on Saturdays?  
B: No, I usually ..... (play) computer games then.
- A: What ..... (Desmond/do) on Sunday mornings?  
B: He ..... (listen) to music.
- A: Bill ..... (not/like) eggs for breakfast.  
B: Really? His sister always ..... (eat) two!
- A: ..... (your dad/go) to work by car every day?  
B: Not every day. Sometimes he ..... (catch) the bus.

3 Put the verbs in brackets into the present simple.

- 1 They **get up** (get up) early for school every day.
- 2 Steve ..... (work) in a bookshop.
- 3 Laura ..... (live) on campus at university.
- 4 Sophie ..... (read) her book every night before bed.
- 5 My dad and I ..... (go) to the library every Monday.
- 6 On Saturday mornings, my mum ..... (take) me to ballet class.
- 7 Uncle Frank ..... (catch) the Tube to work every morning.
- 8 My little brother ..... (hang out) with his friends on Friday evenings.

4 Choose the correct item.

- 1 Every Saturday my brother and I ..... with our friends.  
A hang out      B hangs out
- 2 What time ..... to bed every night?  
A do you go      B you go
- 3 Freddy ..... on Saturdays.  
A doesn't work      B don't work
- 4 Mary ..... a music lesson every afternoon.  
A have      B has
- 5 ..... your mother work in a hospital?  
A Does      B Do
- 6 Bill and his father ..... a football match every weekend.  
A watches      B watch
- 7 Do you ..... a uniform at school?  
A wear      B wears

5 Fill in: do or does. Answer the questions.

- 1 Do you go to school? **Yes, I do.**
- 2 ..... your mum work? .....
- 3 ..... your dad speak Spanish? .....
- 4 ..... you catch a bus to school? .....
- 5 ..... your friend have a skateboard? .....

### Prepositions of Time

6 Circle the correct word.

- 1 I go rollerblading on/in Saturday mornings.
- 2 We eat lunch at/on 12 pm on school days.
- 3 They get up very early in/at the morning.
- 4 My sister's birthday is in/on May.
- 5 We don't go to school at/in the weekend.

### Adverbs of Frequency

7 Put the adverbs in the correct place.

- 1 My dad buys a newspaper. (usually)  
**My dad usually buys a newspaper.**
- 2 I catch the bus to school. (never)  
.....
- 3 I help with the shopping. (sometimes)  
.....
- 4 Mrs Jones is on time for lessons. (always)  
.....
- 5 They play computer games. (never)  
.....

8 Read David's email to his new pen-friend, Steve. Fill in the gaps with the verbs in brackets in the right form of the simple present.

To: Steve

From: David

Subject: Hello

Hi, Steve,

I'm David your new pen-friend. I'm 17 years old and I

1) ..... (live) on a farm in Scotland. There

2) ..... (be) 4 people in my family; my mum and

my dad, my brother and me. I 3) ..... (not/have)

any sisters. 4) ..... (you/have) any brothers or

sisters?

Every morning, we 5) ..... (get/up) at 6

am. We 6) ..... (have) breakfast together and

then my brother and I 7) ..... (walk) to

school. In the afternoons, I 8) ..... (not/go)

home after school. I usually 9) ..... (stay) at the

library and do my homework. Then, I

10) ..... (hang out) with

friends at the park. My brother

11) ..... (not/like)

to hang out at the park. He usually

12) ..... (go) home to


study. At the weekend, we 13) (help)

dad with chores on the farm.

14) ..... (you/do) any chores at home?

Write soon,

David



**Модальные глаголы *should/ought to***

**Should/shouldn't/ought to/ought not to** употребляются для выражения совета, рекомендации.

**You should/ought to exercise more often.** Вам нужно/ следует чаще тренироваться. (Это полезно.)

**You ought to see a doctor.** Тебе нужно обратиться к врачу. (Это мой совет.)

**You shouldn't be late for school.** Вы не должны опаздывать в школу. (Это нехорошо.)

**Модальный глагол *have to***

**Утвердительные предложения**

**I/You/We/They have to work on Saturdays.** (Я вынужден/ Мне приходится работать по субботам.)

**He/She/It has to work on Saturdays.** (Он вынужден/Ему приходится работать по субботам.)

**Отрицательные предложения**

**I/You/We/They do not/don't have to work on Saturdays.** (Я не обязан работать по субботам.)

**He/She/It does not/doesn't have to work on Saturdays.** (Он не обязан работать по субботам.)

**Вопросительные предложения/Краткие ответы**

**Do I/you/we/they have to work on Saturdays?** (Тебе приходится работать по субботам?)

**Yes, I/you/we/they do./No, I/you/we/they don't.** (Да, приходится./Нет, не приходится.)

**Have to/has to** употребляется для выражения необходимости, обусловленной обстоятельствами – «вынужден», «приходится».

**We have to be at school at half past eight every morning.** Нам нужно быть в школе в половине девятого каждое утро. (=Это правило/долг.)

**Don't/doesn't have to** употребляется для выражения отсутствия необходимости. **They don't have to go to school at the weekends.** (Им не нужно ходить в школу в выходные дни.)

**Прилагательные**

**Имена прилагательные** обозначают признак предмета и не изменяются по числам: **a rare animal – rare animals**

**Имена прилагательные** ставятся перед именами существительными: **He is a good student.** (Он хороший ученик.) Они также самостоятельно могут употребляться после глагола **to be**: **The boy is tall.** (Мальчик высокий.)

Прилагательные обычно образуются путём добавления **-ful, -al, -ous, -able, -y, -less** к существительному/ глаголу:

**play – playful                      fashion – fashionable**  
**person – personal                risk – risky**  
**danger – dangerous              care – careless**

**Наречия**

Наречия описывают глаголы. Они говорят нам о том, как что-то делается или происходит.

**She dances beautifully.** Она красиво танцует. (Как она танцует? Красиво.)

● Наречия обычно образуются путём добавления **-ly** к прилагательному: **slow – slowly**

● У прилагательных, оканчивающихся на **-le**, окончание **-e** меняется на **-y**: **possible – possibly**

● У прилагательных, оканчивающихся на согласный + **-y**, окончание **-y** меняется на **-ily**: **happy – happily**

● У прилагательных, оканчивающихся на **-l, -l** удваивается и прибавляется **-y**: **beautiful – beautifully**

● Некоторые наречия являются исключениями. Они либо

похожи, либо полностью отличаются от прилагательного, от которого образованы:

**good – well, fast – fast, hard – hard, early – early, late – late**

**Соединительные союзы**

- Для объединения нескольких идей в одном предложении используются соединительные союзы **and, but** и **or**.
- **And** употребляется для связи похожих идей. **Fiona studies French and German.** (Фиона изучает французский и немецкий языки.)
- **But** употребляется для противопоставления разных идей. **I love football, but I don't like basketball.** (Я люблю футбол, но не люблю баскетбол.)
- **Or** употребляется, когда предоставляется выбор. **We can go to the theatre or the cinema.** (Мы можем пойти в театр или кино.)

**Притяжательный падеж**

Притяжательный падеж используется для того, чтобы показать принадлежность чего-то кому-то.

- К существительным в единственном числе добавляется **'s**: **It is the boy's cap.** (= Это шапка мальчика; шапка принадлежит ему.)
- К существительным во множественном числе с окончанием **-s** добавляется только апостроф (**'**): **This is the girls' house.** Это дом девочек. (= Это их дом, дом принадлежит им.)
- К существительным, имеющим особую форму множественного числа, добавляется **'s**: **These are the women's umbrellas.** (Это зонтики женщин.)
- **'s** добавляется к последнему существительному из двух или более существительных, чтобы показать, что что-то принадлежит двум или более людям. **This is Paul and Jane's television.** (= Это телевизор Пола и Джейн.)

**Who's/Who is** используется, когда спрашивается о людях.

**Who's Tom? My new classmate.** (– Кто такой Том? – Мой новый одноклассник.)

**Whose** используется, когда спрашивается о том, кому что-то принадлежит. **Whose bag is this? It's Mary's.**

(– Чья это сумка? – (Это сумка) Мэри.)

**Притяжательные местоимения**

ПРИТЯЖАТЕЛЬНЫЕ МЕСТОИМЕНИЯ	АБСОЛЮТНАЯ ФОРМА ПРИТЯЖАТЕЛЬНЫХ МЕСТОИМЕНИЙ
my	mine
your	yours
his	his
her	hers
its	-
our	ours
your	yours
their	theirs

- Притяжательные местоимения означают:
  - а) что что-то принадлежит кому-то. **This is my camera.** (Это мой фотоаппарат.)
  - б) отношения между двумя или более лицами. **She is our sister.** (Она наша сестра.)
- Притяжательные местоимения ставятся **перед** существительными. **He is my brother.**
- Местоимение **your** используется для обозначения второго лица в единственном и множественном числе.
- В составном именном сказуемом используется абсолютная форма притяжательного местоимения. **This book is mine.** (Эта книга моя.)

## Should/Ought to/Have to

- 9 Rewrite the sentences using should/ought to, shouldn't/oughtn't to, have to, don't have to, has to, doesn't have to.
- 1 It's a good idea to brush your teeth after meals.  
You .....
  - 2 It is necessary to switch off your mobile phone during exams.  
You .....
  - 3 It isn't necessary for us to get up early at the weekends.  
We .....
  - 4 Doctors are obliged to wear a uniform at work.  
Doctors .....
  - 5 It's not a good idea to eat in class.  
You .....
  - 6 It is a teacher's duty to check students' homework.  
A teacher .....
  - 7 It's not necessary for Tom to go to football practice on Sundays.  
Tom .....
  - 8 It's not a good idea for students to be late for the exam.  
Students .....
  - 9 It's not necessary for Jane to take the bus to school.  
Jane .....
  - 10 It's a good idea to exercise to keep fit.  
You .....
  - 11 It's Ruth's duty to answer phone calls and make appointments.  
Ruth .....
  - 12 It isn't necessary for students to wear a uniform at school.  
Students .....

## Adjectives/Adverbs

- 10 Identify the adjective or the adverb in each sentence, as in the example.
- 1 The cheetah runs **fast**. (adverb)
  - 2 She is a careless driver.
  - 3 Susan thinks school exams are difficult.
  - 4 They sleep late at night.
  - 5 She sings wonderfully.
  - 6 The giraffe is a tall animal.
  - 7 He usually goes to bed early.

- 11 Choose the correct word.

- 1 Angie is a good/well trapeze artist.
- 2 Sharon dances very well/great.
- 3 My best friend speaks soft/softly.
- 4 Simon sings terrible/terribly.
- 5 My aunt drives very careful/carefully.
- 6 Please talk quietly/quiet! There is an exam.

- 12 Complete the sentences with the correct adverbs from the adjectives in the list.

● polite ● early ● beautiful ● quiet ● good

- 1 Please speak ..... to your classmates!
- 2 Play ....., the baby is asleep!
- 3 My little brother reads very ..... for his age.
- 4 He plays the guitar .....
- 5 She always arrives ..... at school.

## Linkers

- 13 Fill in: and, but, or.

- 1 I enjoy surfing the Net ..... sending emails.
- 2 I like Science, ..... I don't like Maths.
- 3 Sue loves going to the library ..... reading books.
- 4 Snowboarding is fun, ..... it's sometimes dangerous.
- 5 Do you want to play a board game ..... watch a DVD?

## The Possessive Case/Possessive Pronouns/Adjectives

- 14 Underline the correct word in bold.

- 1 This is Marcella's/Marcella mobile phone.
- 2 Is this notebook your/yours?
- 3 Who's/Whose rollerblades are these?
- 4 This is the car's key/key of the car.
- 5 Who/Who's that man? That's my teacher.
- 6 This is Nick's and Mary/Nick and Mary's house.
- 7 Hers/Her birthday is in May.
- 8 Those are the children's/childrens' grandparents.
- 9 These bikes are their/theirs.
- 10 Where are the boys'/boys jackets?
- 11 What is the address of the house/house's address?

## Present continuous (Настоящее продолженное время)

УТВЕРЖДЕНИЕ		ВОПРОС
Полная форма	Краткая форма	
I am walking	I'm walking	Am I walking ...?
you are walking	you're walking	Are you walking ...?
he is walking	he's walking	Is he walking ...?
she is walking	she's walking	Is she walking ...?
it is walking	it's walking	Is it walking ...?
we are walking	we're walking	Are we walking ...?
you are walking	you're walking	Are you walking ...?
they are walking	they're walking	Are they walking ...?

ОТРИЦАНИЕ	
Полная форма	Краткая форма
I am not walking	I'm not walking
you are not walking	you aren't walking
he is not walking	he isn't walking
she is not walking	she isn't walking
it is not walking	it isn't walking
we are not walking	we aren't walking
you are not walking	you aren't walking
they are not walking	they aren't walking

КРАТКИЕ ОТВЕТЫ
Yes, I am./No, I'm not.
Yes, he/she/it is./No, he/she/it isn't.
Yes, we/you/they are./No, we/you/they aren't.

Указатели времени (сигналы), употребляемые с **present continuous**: now, at the moment, at present, these days и т. д.

### Форма

**Present continuous** образуется при помощи вспомогательного глагола **to be (am, is, are)** и смыслового глагола с окончанием **-ing**.

### Правила правописания причастия настоящего времени

- У большинства глаголов окончание **-ing** добавляется к неопределённой форме глагола без частицы **to**: *wash – washing, read – reading, watch – watching*
- У глаголов, оканчивающихся на **-e**, опускается **-e** и добавляется **-ing**: *write – writing, take – taking*
- У односложных глаголов с гласной между двумя согласными удваивается последняя согласная и добавляется **-ing**: *run – running, stop – stopping*

### Употребление

**Present continuous** употребляется, когда речь идёт о:

- действиях, происходящих сейчас, в момент речи: *Jenny is doing her homework now.* (Дженни в данный момент делает свою домашнюю работу.)
- действиях, происходящих в настоящий период времени, но не обязательно в момент речи: *Jerry is working hard these days.* (Джерри напряженно работает в эти дни.)

## Present simple vs present continuous

**Present simple** употребляется, когда речь идёт о:

- постоянных действиях: *John lives in New York.*
- повторяющихся действиях: *He works from 11 to 7 every day.*
- повседневных действиях: *He usually plays tennis at weekends.*

**Present continuous** употребляется, когда речь идёт о:

- действиях, происходящих сейчас, в момент речи: *Tony is watching TV right now.*
- действиях, происходящих в настоящий период времени, но не обязательно в момент речи: *Laura is looking for a new job these days.*

Некоторые глаголы состояния (**stative verbs**) обычно не имеют форму **present continuous**. Среди них: *have (= possess), like, love, want, know, live, remember, understand, believe, need, see, smell* и т. д. *I need a bike.* (Неправильно: *I'm needing a bike.*) *I have a car.* (Неправильно: *I'm having a car.*)

НО: *I'm having breakfast now.* (= I'm eating)

## Present Continuous

- Look at the picture. Write questions and answer them.



- Kate/ride a horse? Is Kate riding a horse?  
No, she isn't. She's riding a bike.
- Bob/sunbathe?
- John and Laura/play basketball?
- Susan/eat a burger?
- Tony/play computer games?
- Shelly and Gary/swim in the lake?

- 2 Put the verbs in brackets into the present continuous.

It's 2 o'clock in the afternoon ...

- 1 Paula ..... (eat) her lunch now.
- 2 Kevin and Mark ..... (watch) a film at the cinema.
- 3 Paula's brother ..... (play) football in the park.
- 4 Paula's parents ..... (hike) in the hills.
- 5 Kevin and Mark's sister ..... (read) a travel magazine.

### Present Simple vs Present Continuous

- 3 Put the verbs in brackets into the present simple or the present continuous.

- 1 A: I usually ..... (watch) a film on Friday evenings.  
B: Really? You're lucky! I ..... (have) dance lessons then.
- 2 A: Where ..... (Lucy/go)?  
B: She ..... (visit) her grandparents.
- 3 A: What ..... (Dave and Vicky/do) at the moment?  
B: They ..... (eat) lunch with their parents.
- 4 A: ..... (you/want) to visit a museum today?  
B: I can't. I ..... (do) the household chores.
- 5 A: What ..... (they/talk) about?  
B: They ..... (try) to decide where to go on holiday.
- 6 A: What ..... (you/think) of my new dress?  
B: I ..... (like) the colour. Blue really suits you.
- 7 A: Jake, I ..... (need) some help with my homework.  
B: Later, Pete. I ..... (have) dinner now.
- 8 A: ..... (it/rain) a lot in England?  
B: Yes, but this week the sun ..... (shine)!

- 4 Put the verbs in brackets into the present simple or the present continuous.

To: Bridget

From: Christina

Subject: Hi from Spain

Dear Bridget,  
Greetings from Spain! My family and I 1) ..... (have) a wonderful time in Malaga. The weather 2) ..... (be) perfect! We 3) ..... (go) to the beach every day.  
We 4) ..... (stay) at a beautiful hotel. At the moment, I 5) ..... (sit) at the hotel café and 6) ..... (eat) my favourite ice-cream. My mum and dad 7) ..... (swim) in the sea and my little brother, Jack, 8) ..... (make) sandcastles.  
The food is great here, too! We 9) ..... (eat) local dishes every night at one of the seaside restaurants. My favourite dish is paella. After dinner, we usually 10) ..... (go) for a walk around the port. We 11) ..... (return) to the hotel late in the evening.  
How is it in Italy? 12) ..... (you/enjoy) your holiday?  
Can't wait to hear from you!  
Christina

- 5 Choose the correct answer.

- 1 Tina ..... TV at the moment.  
A watch      B is watching      C watches
- 2 It isn't raining .....  
A now      B often      C usually
- 3 We ..... wear boots in the summer.  
A aren't      B doesn't      C don't
- 4 ..... Billy walk to school every morning?  
A Do      B Does      C Is
- 5 She ..... gets up early.  
A now      B at the moment      C usually
- 6 Do you ..... to school?  
A walk      B walks      C walking
- 7 I often ..... computer games in the afternoon.  
A am playing      B play      C plays
- 8 Ann ..... staying with her aunt these days.  
A am      B are      C is

**Глагол can/can't**

Глагол **can** используется для того чтобы:

- выразить способность к действиям в настоящем:  
*Helen can speak four languages.* (Хелен **умеет** говорить на четырёх языках.)
- показать, что какое-то действие возможно или разрешено:  
*You can visit the museum at weekends.* (Вы **можете** посетить музей в выходные дни.)

Отрицательная форма **can't** используется для того чтобы:

- выразить отсутствие или недостаток способности: *I can't play the piano.* (Я не умею играть на пианино.)
- показать, что что-то не представляется возможным:  
*You can't visit the museum on Sundays – it's not open.* (Музей нельзя/невозможно посетить в воскресенье – он закрыт.)

**Модальный глагол must/mustn't**

- **Must** используется для обозначения правил, обязанностей, долга:  
*You must come to class on time.* (Это правило.)
- **Mustn't** используется для выражения запрета:  
*You mustn't eat in class.* (Это запрещено.)

**Исчисляемые/Неисчисляемые существительные; местоимения, передающие значение неопределённого количества**

- **Исчисляемые существительные** имеют форму единственного и множественного числа: *one pear – two pears*
- **Неисчисляемые существительные** не имеют формы множественного числа:  
*milk, bread, pasta, meat* (Неправильно: *two meats*)

ИСЧИСЛЯЕМЫЕ СУЩЕСТВИТЕЛЬНЫЕ	НЕИСЧИСЛЯЕМЫЕ СУЩЕСТВИТЕЛЬНЫЕ
МН. ЧИСЛО	
How many potatoes are there?	How much tea is there?
Are there any potatoes?	Is there any tea?
There are too many potatoes.	There is too much tea.
There are some potatoes.	There is some tea.
There are a lot of/lots of potatoes.	There is a lot of/lots of tea.
There are a few potatoes.	There is a little tea.
There aren't any potatoes.	There isn't any tea.

- Артикль **a/an** употребляется с **исчисляемыми** существительными в **единственном числе**: *I've got an orange.*
- **Some** употребляется с **исчисляемыми** существительными во **множественном числе** и с **неисчисляемыми** существительными в **утвердительных** предложениях:  
*He's got some oranges. He's got some milk.*
- **Any** употребляется с **исчисляемыми** существительными во **множественном числе** и с **неисчисляемыми** существительными в **отрицаниях** и **вопросах**: *There aren't any apples. Is there any flour?*

**Be going to (собираться, намереваться)****УТВЕРЖДЕНИЕ**

Полная форма	Краткая форма
I am going to	I'm going to
you are going to	you're going to
he } is going to	he } 's going to
she } is going to	she } 's going to
it } is going to	it } 's going to
we } are going to	we } 're going to
you } are going to	you } 're going to
they } are going to	they } 're going to

**ОТРИЦАНИЕ**

Полная форма	Краткая форма
I am not going to	I'm not going to
you are not going to	you aren't going to
he } is not going to	he } isn't going to
she } is not going to	she } isn't going to
it } is not going to	it } isn't going to
we } are not going to	we } aren't going to
you } are not going to	you } aren't going to
they } are not going to	they } aren't going to

**ВОПРОС**

ВОПРОС	КРАТКИЕ ОТВЕТЫ
Am I going to ...?	Yes, I am. / No, I'm not.
Are you going to ...?	Yes, you are. / No, you aren't.
Is he } going to ...?	Yes, he/she/it is.
Is she } going to ...?	No, he/she/it isn't.
Is it } going to ...?	
Are we } going to ...?	Yes, we/you/they are.
Are you } going to ...?	No, we/you/they aren't.
Are they } going to ...?	

**Употребление**

**Be going to** употребляется, когда речь идёт о планах и намерениях на ближайшее будущее:

*She is going to make a pizza.* (Она собирается приготовить пиццу.)  
*What are you going to do at the weekend?* (Что вы собираетесь делать в выходные?)

Указатели времени (сигналы), употребляемые с **be going to**:  
tomorrow, next week/month/year и т. д.

**Личные местоимения в косвенном падеже**

Личные местоимения в косвенном падеже употребляются после глаголов или предлогов в функции дополнения:

*I like Peter. I like him.* (Я люблю Петра. Я люблю его.)

*Look at the girls. Look at them.* (Посмотрите на девочек.

Посмотрите на них.)

## Can - Must

- 6 Rewrite the sentences using can, can't, must or mustn't.
- It isn't allowed to take photographs in the museum.  
You can't/mustn't take photographs in the museum.
  - It's possible to buy souvenirs until 11 pm.  
You .....
  - It isn't possible to watch this film if you're under 15.  
You .....
  - You aren't allowed to talk in class.  
You .....
  - It's necessary for children to be with an adult in the pool.  
Children .....
  - It's not allowed to eat food inside the aquarium.  
You .....
  - It's possible to find lots of antiques at the local market.  
You .....
  - It's necessary for people to book their tickets early.  
People .....

## Quantifiers

- 7 Choose the correct word.
- A: How's your coffee?  
B: It's very sweet. There's too much/too many sugar in it.
  - A: Can I have a few/a little bananas, please?  
B: I'm sorry! We haven't got any/some left.
  - A: How much/How many bread do we need?  
B: We've got many/some. We don't need any/many more.
  - A: Is there any/some milk in the fridge?  
B: Only a few/a little.
  - A: We've got much/a lot of oranges.  
B: That's OK. We can make many/some orange juice.
  - A: How much/How many drinks do we need?  
B: All our friends are coming, so we need too many/lots of drinks.
  - A: Is there many/much pasta left?  
B: No. Let's buy some/a few.
  - A: Do you need any/a little pears?  
B: Yes, and too many/some apples.

## Be going to

- 8 a) What are Mary, Sam and Alex going to/not going to do this weekend? Use the prompts to complete the sentences.

	Mary	Sam	Alex
Do homework	✓	✓	✓
Have lunch with friends	✗	✓	✗
Shop for shoes	✓	✓	✗
Watch a film	✗	✗	✓

- Mary, Sam and Alex ..... their homework.
- Mary and Alex ..... lunch with friends.
- Sam ..... lunch with friends.
- Alex ..... for shoes.
- Mary and Sam ..... for shoes.
- Alex ..... a film.
- Mary and Sam ..... a film.

- b) What are/aren't you going to do this weekend? Write four sentences.

.....  
 .....  
 .....  
 .....

## Subject/Object personal pronouns

- 9 Rewrite the sentences. Replace the underlined words with the correct subject or object pronoun.
- Kathy and Liam are friends with Phil.  
They are friends with him.
  - Jack is going to call his parents tonight.  
.....
  - Look at Anna. Anna is beautiful.  
.....
  - Mary is going to meet me, you and Jill at the cinema.  
.....
  - Nick has got two dogs. He's walking the dogs in the park.  
.....
  - Ben and I are going to visit you and Tom tomorrow.  
.....

## Was/Were

УТВЕРЖДЕНИЕ	ОТРИЦАНИЕ
I was	I was not/wasn't
you were	you were not/weren't
he was	he was not/wasn't
she was	she was not/wasn't
it was	it was not/wasn't
we were	we were not/weren't
you were	you were not/weren't
they were	they were not/weren't

ВОПРОС	КРАТКИЕ ОТВЕТЫ
Was I ...?	Yes, I was./ No, I wasn't.
Were you ...?	Yes, you were./ No, you weren't.
Was he ...?	Yes, he/she/it was.
Was she ...?	No, he/she/it wasn't.
Was it ...?	
Were we ...?	Yes, we/you/they were.
Were you ...?	No, we/you/they weren't.
Were they ...?	

Указатели времени (сигналы), употребляемые с глаголом **to be** в прошедшем времени: yesterday, last week/month/year, two days/ weeks/months/years ago, in 1995 и т. д.

## Had

УТВЕРЖДЕНИЕ	I/you/he/she/it/we/they had.
ОТРИЦАНИЕ	I/you/he/she/it/we/they did not/didn't have.
ВОПРОС	Did I/you/he/she/it/we/they have?
КРАТКИЕ ОТВЕТЫ	Yes, I/you/he/she/it/we/they did. No, I/you/he/she/it/we/they didn't.

- **Had** – это форма прошедшего времени глагола **have**. **Had** не меняется по лицам в единственном и множественном числе.
- Вопросительная форма образуется так: **вспомогательный глагол did + подлежащее + have**:  
*Did he have a lesson last night?*
- Отрицательная форма образуется так: **вспомогательный глагол did not/didn't + подлежащее + have**:  
*I did not/didn't have a skateboard when I was five years old.*

## Could

УТВЕРЖДЕНИЕ	I/you/he/she/it/we/they could sing.
ОТРИЦАНИЕ	I/you/he/she/it/we/they could not/couldn't sing.
ВОПРОС	Could I/you/he/she/it/we/they sing?
КРАТКИЕ ОТВЕТЫ	Yes, I/you/he/she/it/we/they could. No, I/you/he/she/it/we/they couldn't.

**Could** – это форма прошедшего времени глагола **can**. **Could** не меняется по лицам в единственном и множественном числе:  
*When he was young, he could play football.* Когда он был молод, он мог играть в футбол. (= он умел играть в футбол.)

## Was/Were

1 Fill in: was, were, wasn't, weren't.

- A: Where 1) ..... you yesterday?  
B: I 2) ..... at home.  
A: Who 3) ..... you with?  
B: I 4) ..... with Jason and George.  
Where 5) ..... you?  
A: I 6) ..... at the cinema waiting for you!
- A: 7) ..... you at school this morning?  
B: Of course I 8) .....! Today is Saturday.  
A: Oh yes, you're right. 9) ..... you and your sister at the Saturday Club then?  
B: Yes, we 10) .....
- A: 11) ..... Jim and Mary at the café on Sunday?  
B: No, they 12) ..... 13) ..... you there?  
A: Yes, I 14) .....
- A: My parents 15) ..... at the theatre last night.  
B: 16) ..... you with them?  
A: No, I 17) ..... but my brother 18) .....  
B: Where 19) ..... you?  
A: I 20) ..... at home watching TV.

2 Use the prompts below to ask and answer questions as in the example.

- William Shakespeare/actor?/writer  
A: **Was William Shakespeare an actor?**  
B: **No, he wasn't. He was a writer.**
- Machu Picchu/volcano?/ancient city  
A: .....  
B: .....
- Thomas Edison/military leader?/famous inventor  
A: .....  
B: .....
- The Beatles/warriors?/a famous rock band  
A: .....  
B: .....
- Neil Armstrong/English admiral?/American astronaut  
A: .....  
B: .....
- The Navajo/explorers?/ farmers  
A: .....  
B: .....

## Had

- 3 Nick's family were on a winter holiday last year. Ask and answer questions about what they had on their holiday as in the example.



- 1 dog (✓)  
Did they have a dog?  
Yes, they did.

- 2 sled (✓)  
.....  
.....

- 3 bike (X)  
.....  
.....

- 4 winter clothes (✓)  
.....  
.....

- 5 canoe (X)  
.....  
.....

## Could

- 4 Write what Julian could/couldn't do when he was eight years old, as in the example.

- 1 sail a boat (X)  
Julian couldn't sail a boat when he was eight.

- 2 play the guitar (X)  
.....  
.....

- 3 ride a horse (✓)  
.....  
.....

- 4 swim (✓)  
.....  
.....

- 5 speak Italian (X)  
.....  
.....

- 6 play volleyball (X)  
.....  
.....

- 7 read and write (X)  
.....  
.....

- 8 help her mother with chores (✓)  
.....  
.....

- 5 Choose the correct answer.


- 1 "Did the children have a fancy dress party last week?" "Yes, they had/did."
- 2 Was/Were the Vikings pirates?
- 3 Claire couldn't/wasn't ride a bike when she was four.
- 4 The town didn't had/have running water for many years.
- 5 "Could you play the piano when you were seven?" "No, I didn't/couldn't."
- 6 "Was Steve at home last night?" "Yes, he did/was."

- 6 Fill in the gaps with: was, were, have or could.

- 1 Did you ..... a nice flight? Yes, it was fine.
- 2 ..... Tom at the theatre last night? No, he was in bed with the flu.
- 3 ..... you ride a bike at the age of three? No, I was too young.
- 4 Did you ..... long hair when you were young, granny? Yes, dear. I had beautiful long hair.
- 5 ..... Fay at the gym last Tuesday? No, she had a music class.
- 6 Did Pompeii ..... a cinema? No, but it had a hotel.
- 7 Did your grandparents ..... a house by the sea? No, it was up in the mountain.
- 8 ..... women attend school in ancient Greece? No, they couldn't.

## Was/Were/Had

- 7 Read the text and fill in the gaps with: was/wasn't, were/weren't, had/didn't have.



### LONDON in the 1700s

London was a very different city in the 1700s. Buildings 1) ..... any running water or baths. There 2) ..... any blocks of flats but small ugly buildings. The streets 3) ..... narrow and dirty. They 4) ..... department stores and there 5) ..... a post office. London 6) ..... some shoe shops for the rich, but there 7) ..... a museum in town. There 8) ..... some hospitals and a lot of sick people.

running water	X
narrow streets	✓
department stores	X
post office	X
block of flats	X
shoe shops	✓
museum	X
hospitals	✓

## Past simple (Прошедшее простое время)

### Правильные глаголы

УТВЕРЖДЕНИЕ	ВОПРОС
I you he she it we you they	I you he she it we you they
waited	wait?
	Did

### ОТРИЦАНИЕ

I/you/he/she/it/we/they did not/didn't wait.

### Неправильные глаголы

УТВЕРЖДЕНИЕ	I/you/he/she/it/we/they saw.
ВОПРОС	Did I/you/he/she/it/we/they see?
ОТРИЦАНИЕ	I/you/he/she/it/we/they did not/didn't see.

### КРАТКИЕ ОТВЕТЫ

Did I/you/he/she/it/we/they work? Yes, I/you/he/she/it/we/they did./ No, I/you/he/she/it/we/they didn't.

### Формообразование

**Past simple** образуется при помощи подлежащего (существительного или личного местоимения) и соответствующей формы глагола.

### Утвердительные предложения

- **Past simple** правильных глаголов образуется путём добавления **-ed** к начальной форме глагола без частицы **to**: *I play – I played*
- Неправильные глаголы образуют форму **past simple** не путём добавления **-ed**: *I eat – I ate*

### Вопросительная форма

Вопросительная форма образуется при помощи **вспомогательного глагола did** + **подлежащее** + **неопределённая форма глагола без частицы to**: *Did you play tennis yesterday? Did you eat breakfast this morning?*

### Отрицательная форма

- Отрицательная форма образуется так: **вспомогательный глагол did not/didn't** + **подлежащее** + **начальная форма глагола без частицы to**: *I didn't watch television yesterday. He didn't sleep well last night.*
- Краткие утвердительные ответы образуются с **did**, а краткие отрицательные ответы – с **didn't**. *"Did you call him?" "Yes, I did."*  
*"Did you tell her?" "No, I didn't."*

### Правила правописания правильных глаголов в утвердительной форме

- В глаголах, оканчивающихся на **-e**, добавляется только **-d**: *I live – I lived*
- В глаголах, оканчивающихся на **согласную + y**, **-y** заменяется на **-i** и добавляется **-ed**: *I study – I studied*
- В односложных глаголах с гласной между двумя согласными удваивается последняя согласная и добавляется **-ed**: *I slip – I slipped*

### Употребление

**Past simple** используется для рассказа о:

- прошлых привычек: *He wore glasses when he was young.*
- действиях, которые произошли в определённый момент времени в прошлом. Время упоминается или подразумевается: *He moved to England from Australia in 1984.*  
*Mozart composed a number of symphonies and concerts.*

Указатели времени (сигналы), употребляемые с **past simple**: yesterday, last night/week и т. д., two weeks/a month ago, in 1988 и т. д.

## Past Simple (regular verbs)

8 Fill in the gaps with the correct form of the verbs in brackets in the past simple.

- 1 Europeans ..... (arrive) in America during the 15th century.
- 2 The eruption of Mount Vesuvius ..... (destroy) the city of Pompeii.
- 3 Ancient Egyptians who had little money ..... (not/attend) school.
- 4 In the 1960s many teenagers ..... (listen) to The Beatles.
- 5 ..... (you/watch) the comedy film on Channel 3 last night?
- 6 Mark and David ..... (live) on a farm when they were little.

9 Write questions and answers, as in the example.

1 Leila/watch The Avengers/yesterday? (James Bond film)  
*Did Leila watch The Avengers yesterday?*  
*No, she didn't. She watched the James Bond film.*

2 Andrea and John/go to the cinema/last night? (theatre)

.....

.....

3 Ben/go to school/this morning? (stay at home)

.....

.....

4 You/walk the dog/yesterday afternoon? (help with chores)

.....

.....

## Past Simple (irregular verbs)

10 Write the past simple form of the verbs.

- |               |               |
|---------------|---------------|
| 1 come .....  | 6 see .....   |
| 2 do .....    | 7 read.....   |
| 3 have .....  | 8 tell .....  |
| 4 spend ..... | 9 write ..... |
| 5 meet .....  | 10 buy .....  |

11 Fill in the gaps with the past simple. Use verbs from Ex. 10.

- I ..... a comedy on TV last night.
- John ..... Lucy at the department store and they ..... some new winter clothes.
- They ..... a fancy dress party last weekend.
- I ..... about the new James Bond film in the newspaper yesterday.
- He ..... all his pocket money on fashionable clothes.

12 Choose the correct answer.

- Did you went/go to the cinema last Sunday?
- The earthquake destroy/destroyed all the buildings in the old town.
- Were/Did the children play outside all day yesterday?
- Did Ann help her mum with chores? Yes, she did/had.
- Susan and Craig live/lived on a farm when they were children.
- What did you eat/ate for dinner yesterday?

13 Complete the dialogue with the correct form of the verbs in brackets in the past simple.

- Sally: Hi, Jenny. How 1) ..... (be) your weekend?  
 Jenny: Quite boring. I 2) ..... (not/do) much. What 3) ..... (you/do)?  
 Sally: On Saturday, I 4) ..... (go) to the cinema with Paul. We 5) ..... (watch) the film Valentine's Day.  
 Jenny: 6) ..... (you/like) it?  
 Sally: Yeah, it was OK. I 7) ..... (enjoy) watching all my favourite actors. But, I 8) ..... (not/like) the story. It was too confusing. There 9) ..... (be) too many storylines.

14 Put the verbs in brackets into the past simple.

- A: ..... (you/go) to the bookshop yesterday?  
B: Yes, I ..... (buy) Paul Coelho's new book.
- A: John ..... (arrive) late for work this morning.  
B: I know. He ..... (have) a dentist's appointment.
- A: Pam and her sister are glad they ..... (come) to your party!  
B: Good! ..... (they/meet) many new people?
- A: Stella ..... (find) a great new Japanese restaurant in town.  
B: Oh, I ..... (eat) there last night, but I ..... (not/try) the sushi!
- A: ..... (you/see) the new James Bond film last night?  
B: No. I ..... (have) a shower and ..... (go) to bed early.

15 Complete the questions with the verbs below in the correct form. Then choose the correct answer.

- play ● make ● go ● write ● attack ● visit

## Film Quiz

- What character ..... Harrison Ford ..... in 1981?  
A Indiana Jones      B Han Solo
- Which city ..... Mr Bean ..... in Mr Bean's Holiday?  
A Cairo                  B Paris
- What film ..... George Lucas ..... ?  
A Avatar                  B Star Wars
- Who ..... the Green Goblin ..... ?  
A Spiderman              B Darth Vader
- What planet ..... Jack ..... to in Avatar?  
A Death Star              B Pandora
- What book ..... Stephanie Meyer ..... in 2005?  
A Twilight                  B Harry Potter

## Past continuous (Прошедшее продолженное время)

УТВЕРЖДЕНИЕ	
I/He/She/It was playing.	We/You/They were playing.
ОТРИЦАНИЕ	
Полная форма	Краткая форма
I/He/She/It was not playing. We/You/They were not playing.	I/He/She/It wasn't playing. We/You/They weren't playing.
ВОПРОС	КРАТКИЕ ОТВЕТЫ
Was I playing?	Yes, I was./No, I wasn't.
Were you playing?	Yes, you were./No, you weren't.
Was he/she/it playing?	Yes, he/she/it was./No, he/she/it wasn't.
Were we/you/they playing?	Yes, we/you/they are./ No, we/you/they aren't.

### Правила правописания

- глагол + **-ing**: *work – working*
- глагол **-e** + **-ing**: *dance – dancing*
- у односложных глаголов с гласной между двумя согласными удваивается последняя согласная и добавляется **-ing**: *sit – sitting*  
**НО**: *travel – travelling*

### Употребление

**Past continuous** употребляется для:

- описания действия, которое происходило в определённое время в прошлом. При этом не указывается, когда действие началось или закончилось: *She was ironing at 6 o'clock yesterday afternoon.* (Она гладила вчера в 6 часов вечера. (Мы не знаем, когда она начала гладить, или когда она закончила.)
- описания действия, которое происходило в прошлом и которое было прервано другим действием:  
*I was sleeping when Alison called.* (Я спал, когда позвонила Элисон.)
- описания двух или более одновременных действий, происходивших в развитии в прошлом:  
*Mum was cooking while I was doing my homework.* (Мама готовила, пока я делал уроки.)
- описания атмосферы, обстановки и т. п., а также во вступлении к рассказу:  
*It was raining and the wind was blowing when we left home.* (Когда мы вышли из дома, шёл дождь и дул ветер.)

Указатели времени (сигналы), употребляемые с **past continuous**: *while, when, as, all day/night/morning, all day yesterday*, и т. д.


**Примечание:** ... **while/as** + **past continuous** (длительное действие); ... **when** + **past simple** (короткое действие)

### Past simple vs past continuous

PAST SIMPLE	PAST CONTINUOUS
действие, которое произошло в указанное время в прошлом: <i>Keith visited London last month.</i> (Время указано. Действие завершилось.)	действие, которое происходило в определённое время в прошлом. При этом не указывается, когда действие началось или закончилось: <i>Eric was working at five o'clock yesterday afternoon.</i>
последовательные действия в прошлом: <i>He got up, made breakfast and went to work.</i>	два или более одновременных действия, происходивших в развитии в прошлом: <i>I was watching a film while my dad was listening to music.</i>

## Past Continuous

16 a) What were these people doing at 6 o'clock yesterday afternoon? Use the verbs to write sentences.




1 they/surf the Net

.....  
.....




2 they/have dinner

.....  
.....



3 Bob/work on his laptop

.....  
.....




4 they/drink coffee

.....  
.....



5 Claire/talk on her mobile

.....  
.....



6 they/play football

.....  
.....

b) What were you doing at 6 o'clock yesterday afternoon?

.....  
.....  
.....  
.....

**17** a) Look at Ann's diary for last Tuesday. Write what she was doing at the times mentioned below.

<input type="radio"/>	7:30 – 8:00	have breakfast
<input type="radio"/>	8:00 – 8:30	drive to work
<input type="radio"/>	8:30 – 9:00	check emails
<input type="radio"/>	10:00 – 12:00	prepare reports
<input type="radio"/>	12:00 – 2:00	have lunch with Sue
<input type="radio"/>	4:00 – 6:00	do the shopping with Mark
<input type="radio"/>	7:00 – 8:00	exercise at gym

- Ann **was having** breakfast at 7:45.
- Ann ..... at 8:15.
- Ann ..... at 8:45.
- Ann ..... at 11:00.
- Ann and Sue ..... at 1:00.
- Ann and Mark ..... at 5:30.
- Ann ..... at 7:30.

b) Correct the statements.

- Ann was having breakfast at 8:25.  
**No, Ann wasn't having breakfast at 8:25. She was driving to work.**
- Ann was driving to work at 9:00.  
.....
- Ann was checking her emails at 10:00.  
.....
- Ann was exercising at the gym at 5:30.  
.....
- Ann was doing the shopping with Mark at 1:30.  
.....

**18** Use the past continuous to form questions, then answer them.

- you/play football/at 5 o'clock yesterday afternoon?  
**Were you playing football at 5 o'clock yesterday afternoon? Yes, I was./No, I wasn't.**
- your friends/watch TV/at 9 o'clock last night?
- you/have lunch/at 1 o'clock yesterday noon?
- it/rain/all day yesterday?
- your friend/do his/her homework/at 6 o'clock yesterday afternoon?

## Past Continuous - Past Simple

**19** Put the verbs in brackets into the past simple or past continuous.

- A: What ..... (Ron/do) at 10 o'clock yesterday morning?  
B: He ..... (study) for his test.
- A: Why ..... (not/you/call) Tracey yesterday?  
B: I wanted to but I ..... (work) all afternoon.
- A: ..... (you/meet) Anna yesterday?  
B: Yes, we ..... (have) lunch together.
- A: When ..... (they/leave) for Moscow?  
B: Two years ago.
- A: What happened to you?  
B: I ..... (play) football when I ..... (slip) and fell down.
- A: ..... (you/enjoy) your trip?  
B: Not really. It ..... (wait) for the bus.
- A: When ..... (you/see) Andy?  
B: While I ..... (wait) for the bus.
- A: I ..... (call) you yesterday afternoon but there was no answer.  
B: Sandy and I ..... (do) the shopping.

**20** Put the verbs in brackets into the past simple or the past continuous.

**A** Bob and Steve 1) ..... (**walk**) to the library yesterday afternoon and they 2) ..... (**eat**) a sandwich. Suddenly it 3) ..... (**start**) raining so they quickly 4) ..... (**run**) at the bus shelter. They 5) ..... (**decide**) to wait here until it 6) ..... (**stop**) raining.

**B** The sun 1) ..... (**shine**) and the birds 2) ..... (**sing**) while the Smiths 3) ..... (**have**) a picnic in the forest. Suddenly they 4) ..... (**hear**) a strange noise coming from behind some bushes. Mr Smith 5) ..... (**go**) to check. A small puppy 6) ..... (**hide**) there. They 7) ..... (**decide**) to take it home with them.

## Present perfect (have/has + past participle)

УТВЕРЖДЕНИЕ			
Полная форма		Краткая форма	
I/you	have arrived/ eaten	I/you	've arrived/ eaten
he/she/it	has arrived/ eaten	he/she/it	's arrived/ eaten
we/you/they	have arrived/ eaten	we/you/they	've arrived/ eaten

ОТРИЦАНИЕ			
Полная форма		Краткая форма	
I	have not arrived/eaten	I	haven't arrived/eaten
you		you	
he	has not arrived/eaten	he	hasn't arrived/eaten
she		she	
it	have not arrived/eaten	it	haven't arrived/eaten
we		we	
you	have not arrived/eaten	you	haven't arrived/eaten
they		they	

ВОПРОС		КРАТКИЕ ОТВЕТЫ	
Have	I you he	arrived?/eaten?	Yes, I/you have. No, I/you haven't.
Has			she it
Have	we you they		Yes, we/you/they have. No, we/you/they haven't.

### Формообразование

- **Present perfect** образуется при помощи вспомогательного глагола **have/has** и причастия прошедшего времени основного глагола.
- Причастие прошедшего времени от правильных глаголов образуется путём добавления **-ed** к глаголу: *play – played*
- Причастие прошедшего времени от неправильных глаголов образуется иначе:  
*leave – left*
- Вопросительные предложения образуются при помощи вспомогательного глагола **have/has** перед подлежащим:  
**Have you travelled by aeroplane?**
- Отрицательные предложения образуются при помощи отрицательной частицы **not** после вспомогательного глагола **have/has**:  
**They haven't finished yet.**

### Употребление

**Present Perfect** употребляется для обозначения:

- действия, начавшегося в прошлом и продолжающегося до сих пор: **They have lived in this house since last October.** (Они живут в этом доме с октября прошлого года.)
- опыта и впечатлений: **She has travelled all over Europe.** (Она объездила всю Европу.)

Указатели времени (сигналы), употребляемые с **present perfect**: for, since, yet, already, just, ever, never

## Present perfect vs past simple

**Past simple** используется для рассказа о:

- прошлых привычках: **She lived on a farm when she was young.**
- действиях, которые произошли в определённый момент времени в прошлом.  
**They flew to India last month.**

**Present perfect** употребляется для обозначения:

- действия, начавшегося в прошлом и продолжающегося до сих пор: **She has lived on a farm since she was young.**
- опыта и впечатлений: **They have flown to India.**

## Present Perfect

1 Write the past participles of the following verbs.

- |               |                |
|---------------|----------------|
| 1 do .....    | 8 ride .....   |
| 2 write ..... | 9 give .....   |
| 3 see .....   | 10 sleep ..... |
| 4 make .....  | 11 read .....  |
| 5 go .....    | 12 drink ..... |
| 6 take .....  | 13 leave ..... |
| 7 swim .....  | 14 come .....  |

2 Put the words in the correct order to make sentences.

- in/we/ridden/Egypt/have/camels  
.....
- finished/she/homework/hasn't/her/yet  
.....
- never/I/San Francisco/have/visited  
.....
- they/travelled/have/to/ever/Pompeii?  
.....
- has/three/seen/she/The Twilight Saga/times  
.....

3 Circle the correct word.

- A: Have you been on holiday just / yet?  
B: Yes, I have. I have already / just returned from Rome.
- A: I haven't visited a museum since / for ages.  
B: Me neither. I haven't been to one since / already last summer.
- A: Have you lived in London for / since long?  
B: No, not at all. I have already / just moved here.
- A: Have you decided which film to watch yet / since?  
B: Yes, but I think it's started just / already.

## Present Perfect vs Past Simple

4 Put the verbs in brackets into the present perfect or the past simple.

- 1 Where ..... (you/be)?  
I ..... (not/see) you for ages.
- 2 Chris .....  
(not/make) any plans for his birthday yet.
- 3 Sally ..... (live) in London  
when she was young, but she .....  
..... (live) in Paris since she was sixteen.
- 4 ..... (you/ever/try)  
Japanese food?
- 5 I usually meet Adam every day, but I .....  
..... (not/see) him since last week. We  
..... (speak) for five  
minutes on the phone yesterday, though.

5 In pairs, act out dialogues, as in the example.

- meet a famous person (who)
- try bungee jumping (when)
- fly in a plane (where)
- go camping (when)

A: Have you ever met a famous person?

B: Yes, I have.

A: Who did you meet?

B: I met Brad Pitt. etc

6 Use the time expressions to write sentences about yourself.

- two weeks ago ● since ● for ● last month
- just ● already ● yet ● yesterday
- never ● last year

- 1 I went to a concert two weeks ago.
- 2 .....
- 3 .....
- 4 .....
- 5 .....
- 6 .....
- 7 .....
- 8 .....
- 9 .....
- 10 .....

7 Read Joanne's postcard to her friend and put the verbs in brackets into the past simple or present perfect.

Hi Jesse,

Greetings from Canada. I'm here with my cousins Bob and Lance. Canada is amazing. We 1) .....  
(already/cycle) through most of the country. I 2) .....  
..... (take) many photos since we  
3) ..... (get) here. Bob 4) .....  
(email) you some the other day. 5) .....  
(you/see) them yet?

Anyway, so far I 6) ..... (go) bungee jumping  
and 7) ..... (ski) down some mountains.  
Yesterday, Bob and Lance 8) ..... (fly) over  
Toronto in a helicopter. I 9) .....  
(not/go) because I 10) ..... (have) a stomach  
ache. Tomorrow we're going to Montreal.  
11) ..... (you/ever/be) there  
before? Well, Lance 12) .....  
(never/tour) this city so he's really excited. Natalie lives  
there and I 13) .....  
(not/see) her since she 14) ..... (visit)  
me at Christmas, so I can't wait to go either!

Bye for now!

Joanne

8 Read the fact file about Miley Cyrus, who is a famous teenage pop star. Write a short paragraph for the Famous People section of your school magazine using the notes.

- be born/23rd Nov 1992
- grow up/Nashville, Tennessee, USA
- have many TV & film roles/since 2001
- Disney/choose/her to play Hanna Montana in 2006
- Make/3 solo albums/so far
- She/just release/her new album
- Win/13 awards/since 2006
- Not receive/Golden Globe award/yet



Miley Cyrus was born on November 23, 1992. She ...

## The Passive (страдательный залог)

### Формообразование

Страдательный залог образуется при помощи глагола **to be** (в нужной временной форме) и **past participle** смыслового глагола.

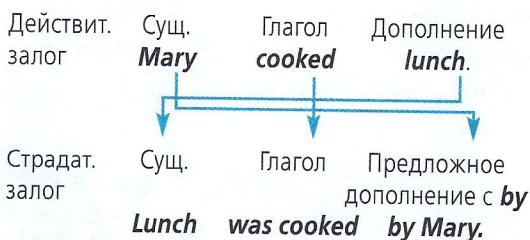
### Употребление

Страдательный залог употребляется:

- когда очевидно или, напротив, неважно, кто выполняет действие:  
**The glass was broken.** Стекло было разбито. (Мы не знаем, кто разбил его.)  
**The decision was announced yesterday.** Решение было объявлено вчера. (Кто сделал объявление, не имеет значения.)  
**The patient was operated on.** (Очевидно, что врач оперировал больного.)
- когда само действие важнее, чем субъект, выполняющий его, например, в заголовках новостей, газетных статьях, заметках, рекламе, инструкциях и т. п.:  
**Hundreds of buildings were damaged by the earthquake.** (Сотни зданий были повреждены в результате землетрясения.)
- чтобы сделать высказывание более официальным или вежливым:  
**Wedding ceremonies are held in the city hall.** Свадебные церемонии проводятся в городской ратуше. (официальное сообщение)  
**This glass wasn't cleaned properly.** Это стекло не вымыто должным образом. (фраза звучит более вежливо, чем *You didn't clean the glass properly.*)

### Соотнесение предложений в действительный и страдательный залог:

- Дополнение в действительном залоге становится подлежащим в страдательном залоге.
- Смысловой глагол не изменяется по времени, но форма его изменяется на форму страдательного залога.
- Подлежащее предложения в действительном залоге становится дополнением, указывающим на исполнителя действия, и употребляется с предлогом **by** или опускается.




- Существительное, обозначающее исполнителя действия, может быть опущено, если подлежащее в предложении действительного залога выражено словами **they, he, someone/somebody, people, one**, и т. д.:  
**Действительный залог: Someone left the door open.**  
**Страдательный залог: The door was left open.**
- Существительное, обозначающее исполнителя действия, не может быть опущено, если исполнитель действия является существенным для значения предложения:  
**The announcement was made by the president himself.**
- У глаголов, имеющих два дополнения, таких, как **bring, tell, send, show, teach, promise, sell, read, offer, give, lend** можно образовать две модели страдательного залога:  
**Действительный залог: He offered her some flowers.**  
**Страдательный залог: She was offered some flowers.**  
**Some flowers were offered to her.** (такая форма страдательного залога используется реже)

## The passive

- 9 Fill in: is, are, was or were.
- The house ..... destroyed by the earthquake last week.
  - The event ..... organised every year.
  - The email ..... sent by Jane last Monday.
  - The missing painting ..... found last week.
  - The mail ..... delivered every morning.
  - Dinner ..... served at 7:00. Don't be late.
  - Great Expectations ..... written by Dickens.
  - The invitations ..... posted last Friday.
  - A reception ..... held after the ceremony.
  - The first film ..... released in 2009.

- 10 How is paper made?  
Rewrite the following sentences in the passive.

- They cut down trees.  
**Trees are cut down.**
- They send the trees to a paper mill.
- A machine removes the bark from the wood.
- They chop the wood into small pieces.
- They cook the pieces until they become a pulp.
- They pour the paper pulp into a container.
- They pour the pulp onto a large screen.
- They drain the water from the paper.
- Next they press the paper flat.



- 11 Rewrite the sentences in the past simple passive form. Use the agent where necessary.
- The Phoenicians first used sails around 2,000 BC.  
**Sails were first used by the Phoenicians around 2,000 BC.**
  - They introduced electric cars in 1896.
  - The Egyptians created the first organised navy in 2,300 BC.
  - The Sumerians developed oar-powered ships in 3,500 BC.
  - Cornelius van Drebbel built the first submarine in 1620.

## Revision of tenses

1 Put the verbs in brackets into the present simple.



Jasmine Walsh is a teacher. Every morning she 1) ..... (**get up**) at 7 o'clock, has a shower and gets dressed. She always 2) ..... (**wear**) smart clothes to school, like jackets and trousers. Lessons 3) ..... (**begin**) at 9 am and Jasmine is never late. She always 4) ..... (**arrive**) at school at 8.45. In the morning, she 5) ..... (**teach**) Maths, English and Science. There is a break for lunch at 12.30. Jasmine usually 6) ..... (**eat**) in the school canteen or she brings a sandwich. Lessons start again at 1.30. In the afternoon, there 7) ..... (**be**) Art, Music and PSHE classes. Sometimes, Jasmine 8) ..... (**read**) stories to the class, too. The children 9) ..... (**go**) home at 3.30. Jasmine 10) ..... (**tidy**) up the classroom. She often 11) ..... (**have**) pupils' work to correct, as well. When she gets home at 5.30, she usually 12) ..... (**feel**) very tired. After dinner, she 13) ..... (**watch**) TV, but she rarely 14) ..... (**go**) to bed later than 10 pm!

2 Put the verbs in brackets into the present simple or the present continuous.

Hi, my name's Irena. I'm 20 years old and I 1) ..... (**come**) from Poland. I 2) ..... (**work**) in Warsaw as a nurse. At the moment, I 3) ..... (**stay**) in Ireland. I 4) ..... (**take**) a three-month course in English here and I 5) ..... (**look**) for English-speaking friends. Please contact me if you 6) ..... (**like**) walking, eating out and going to the cinema.



3 Put the verbs in brackets into the present simple or the present continuous.

Dear Clare,

I 1) ..... (write) from the beautiful Italian island of Capri. Every day the weather 2) ..... (be) warm and sunny so we 3) ..... (spend) most days on the beach. My family and I 4) ..... (stay) in the main town. Right now, I 5) ..... (sit) by the swimming pool and listening to music on my MP3 player. My parents 6) ..... (be) in town. They 7) ..... (buy) souvenirs. Tomorrow, I 8) ..... (want) to visit Ana Capri, a town up in the mountains. You 9) ..... (travel) there by bus. Then, a chairlift 10) ..... (take) you up to Mount Solaro. The view from there 11) ..... (be) breathtaking. Hope you 12) ..... (have) a good time back in England. 13) ..... (it/rain) there now? See you soon. Adam



4 Put the verbs in brackets into the present simple, present continuous or present perfect.

1) ..... (you/be) young and enthusiastic? 2) ..... (you/have) free time on Saturdays? 3) ..... (you/ever/do) babysitting before? We 4) ..... (look for) for a babysitter for our son Jason (8) and our daughter Chloe (6). We 5) ..... (want) someone to play games with the children and take them for walks. Jason 6) ..... (learn) to play the piano and he 7) ..... (need) help with his music lessons. The hours 8) ..... (be) from 9 am to 6 pm.

**Please contact Mrs Walters on 0994 – 30082.**

# Grammar Bank


## 5 Put the verbs in brackets into the past simple.

The classes in Victorian English schools were often very large. Sometimes a single teacher **1)** ..... (**teach**) 70 or 80 pupils! The children **2)** ..... (**spend**) their day learning reading, writing and Maths. Pupils **3)** ..... (**sit**) in rows facing their teacher. The teacher **4)** ..... (**write**) on the blackboard and the pupils **5)** ..... (**copy**) the lesson on their slates with a sharp tool. Schools **6)** ..... (**not/buy**) much paper because it was expensive. For the reading lesson, children **7)** ..... (**stand**) up in a semi-circle and **8)** ..... (**read**) from a book in turns. They also **9)** ..... (**repeat**) poems many times until they **10)** ..... (**know**) them by heart. It was a long day for children from the countryside. They often **11)** ..... (**have**) to walk several miles to school. They **12)** ..... (**come**) to their lessons cold and tired at 9 o'clock and **13)** ..... (**leave**) at 5 o'clock.

## 6 Put the verbs in brackets into the past simple or the present perfect.

- A: Alex, 1) ..... (you/go) to Charlotte's party last night?  
 B: Yes, I 2) ..... (do).  
 A: Really? But I 3) ..... (not/see) you there.  
 B: Well, I 4) ..... (arrive) quite late. What time 5) ..... (you/leave)?  
 A: I 6) ..... (leave) just after 10 pm.  
 B: Well I only 7) ..... (get) there at 10.30 pm.  
 A: That explains it then. 8) ..... (you/have) a good time?  
 B: I 9) ..... (have) an amazing time!  
 A: Me too. I 10) ..... (just/call) Charlotte to thank her.  
 B: That's nice. I 11) ..... (not/call) her yet because I 12) ..... (lose) my mobile phone last night!  
 A: Oh! Bad luck! 13) ..... (you/cancel) your contract yet?  
 B: Yes, I 14) ..... (do) that first thing this morning.

## 7 Choose the correct answer, A, B, C or D.



Greetings from London! We **1)** ..... here for 3 days but we **2)** ..... loads of sightseeing already! Yesterday, we **3)** ..... Buckingham Place, the National Art Gallery and the British Museum. Then we **4)** ..... a boat ride along the River Thames. The day before that, we **5)** ..... around London's historical centre and **6)** ..... some shopping on Oxford Street. Oxford Street is one of the busiest shopping streets in Europe. We **7)** ..... so many people! So far, both of us absolutely love London. Alex says it is the most exciting city he **8)** ..... to. The only bad thing is we **9)** ..... any sunny weather yet. It **10)** ..... raining since we got here! But you don't come to England for the weather! See you when we get back.

Love  
 Alex and Kelly

- |                     |                       |
|---------------------|-----------------------|
| 1 A be              | C have been           |
| B being             | D is                  |
| 2 A do              | C are doing           |
| B have done         | D did                 |
| 3 A visited         | C visit               |
| B were visiting     | D have visited        |
| 4 A has taken       | C are going to take   |
| B takes             | D took                |
| 5 A walking         | C is walking          |
| B walked            | D have walked         |
| 6 A does            | C did                 |
| B do                | D done                |
| 7 A have never seen | C are never seeing    |
| B never saw         | D never see           |
| 8 A did ever go     | C has never been      |
| B has ever been     | D never went          |
| 9 A didn't have     | C haven't had         |
| B are not having    | D have not            |
| 10 A doesn't stop   | C hasn't stopped      |
| B isn't stopping    | D isn't going to stop |

**8** Choose the correct answer, A, B, C or D.

Dear Jack,  
 Thanks for your email. You **1** ..... me what hobbies I have. I like football, swimming and doing crosswords. And guess what? I **2** ..... a new hobby – skiing! I **3** ..... last Christmas at my friend's house in the mountains.

There **4** ..... lots of snow and my friend **5** ..... me how to ski. I loved it! I **6** ..... my own set of skis and poles. I usually **7** ..... skiing at the weekends. Next weekend, I **8** ..... a cross-country event! I have to go now. Write back soon.  
 Best wishes,  
 Anatol



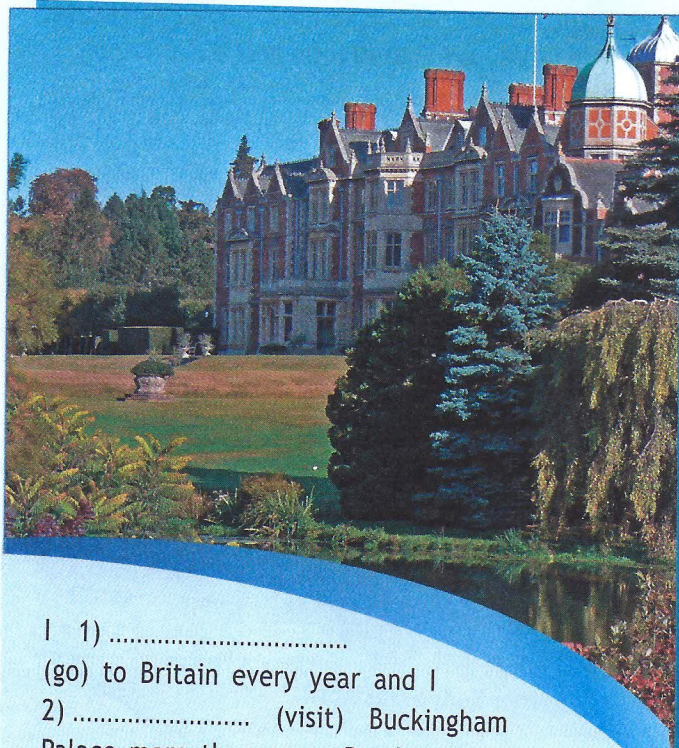
- |                       |                       |
|-----------------------|-----------------------|
| 1 A asking            | C asks                |
| B asked               | D are asking          |
| 2 A 've just taken up | C are just took up    |
| B am just taking up   | D just took up        |
| 3 A spend             | C spent               |
| B have spent          | D am spending         |
| 4 A is                | C was                 |
| B are                 | D were                |
| 5 A have taught       | C is going to teach   |
| B taught              | D teaches             |
| 6 A already buy       | C have already bought |
| B already bought      | D has already bought  |
| 7 A have gone         | C goes                |
| B are going to go     | D go                  |
| 8 A entered           | C have entered        |
| B enter               | D am going to enter   |

**9** Put the verbs in brackets into the present perfect, the past simple or going to.

- A: ..... (you/finish) the job application form yet?  
 B: No. I ..... (do) it tomorrow.
- A: Alex ..... (live) in London for two years.  
 B: Does he like it there?  
 A: Yes. Actually, he ..... (buy) his own flat next month.
- A: ..... (Carol/come) to the party last Friday?  
 B: No. We ..... (not/see) her for three weeks.
- A: Brad and Julie ..... (not/have) a holiday since 2005!  
 B: I know, but they ..... (visit) Kenya this April.
- A: ..... (you/do) your homework yet, Bill?  
 B: Yes, Mum. I ..... (already/finish) it.
- A: Your bedroom's a mess. When ..... (you/ tidy) it?  
 B: But Mum! I ..... (tidy) it this morning!
- A: ..... (Tom/start) judo lessons next autumn?  
 B: Actually, he ..... (already/start). He ..... (go) to his first lesson yesterday.
- A: ..... (Bob and Diane/ever/be) to Poland before?  
 B: Yes, they ..... (spend) their summer holidays here in 2002.
- A: I ..... (not/eat) at that restaurant again!  
 B: I agree. The food ..... (taste) absolutely awful.
- A: Harriet's so excited. She ..... (just/get) a GPS in her car.  
 B: Oh really? I ..... (have) one of those for five years.

# Grammar Bank

10 Put the verbs in brackets into the present simple, past simple, present perfect or going to.



I 1) .....  
 (go) to Britain every year and I  
 2) ..... (visit) Buckingham  
 Palace more than once. But last summer I  
 3) ..... (go) to  
 Sandringham, the Queen of England's country  
 house in Norfolk. Some tourists 4) .....  
 (not/know) about this place even though it's quite  
 near London.  
 Last June, my family and I 5) .....  
 (take) a guided tour of the house. I 6) .....  
 (never/see) seen such amazing antique furniture  
 and paintings.  
 In Sandringham's huge garden, the Queen  
 7) ..... (grow) lots of fruit and  
 vegetables. On our visit it was full of flowers. It  
 was so hot we 8) ..... (not/walk)  
 very far. Instead, we 9) ..... (have) a  
 tractor ride round the grounds past the big lake.  
 After lunch at the Visitor Centre we 10) .....  
 ..... (decide) to see the Museum. My  
 dad 11) ..... (think) the vintage  
 cars and the old red fire engine were really cool!  
 Next year we 12) ..... (visit) Woburn  
 Abbey Safari Park! Dad 13) .....  
 (already/book) the tickets!

11 Choose the correct answer, A, B, C or D.

Saturday, 14 July

Dear Diary,  
 It's 11 pm and I 1) ..... this in bed! I  
 2) ..... a wonderful birthday. This  
 morning Mum and I 3) .....  
 shopping. She 4) ..... me a super  
 new handbag.  
 In the afternoon I went to the  
 amusement park with Dad and my  
 sister Betty. Betty 5) ..... scared on  
 some of the rides but I 6) ..... they  
 were fun.  
 I usually 7) ..... a party on my  
 birthday, but most of my friends  
 8) ..... away at the moment. So, Dad  
 9) ..... us all out for a Chinese meal.  
 My best friend Amelia 10) ..... too.  
 She 11) ..... Chinese food so she  
 ordered a steak! I had a fabulous day!

- |                    |                    |
|--------------------|--------------------|
| 1 A write          | C wrote            |
| B 'm writing       | D written          |
| 2 A 've just had   | C just has         |
| B did just have    | D have just        |
| 3 A go             | C went             |
| B going            | D goes             |
| 4 A got            | C has got          |
| B get              | D is getting       |
| 5 A is being       | C were             |
| B was              | D has been         |
| 6 A have thought   | C thinks           |
| B am thinking      | D thought          |
| 7 A have           | C has had          |
| B are having       | D am going to have |
| 8 A is             | C was              |
| B are              | D were             |
| 9 A takes          | C took             |
| B is going to take | D has taken        |
| 10 A come          | C are coming       |
| B have come        | D came             |
| 11 A isn't liking  | C doesn't like     |
| B like             | D has liked        |